 **MONITOR AUDIO**<sup>®</sup>  
design for sound  
Radius<sup>HD</sup> series






## Harmony At Home

Promising even more style, practicality and performance, Radius<sup>HD</sup> is a new décor-matching series of ultra-compact satellite speakers that replaces the original and radical Radius range. Brilliantly conceived and beautifully crafted, Monitor Audio's wholly innovative Radius concept miniaturised the virtues of elite hi-fi engineering without shrinking sound quality. By harmonising elegant, ultra-compact design and great sound, Radius systems rendered a generation of cheap plastic systems obsolete.

Now, with sharp new styling, luxury finishes and even better performance, Radius<sup>HD</sup> marks a comprehensive upgrade of a classic lifestyle design. By offering a wide choice of slender speakers in décor-enhancing lacquer and real-wood finishes, complete with versatile easy-install bracket systems and floor stands, the Radius<sup>HD</sup> series makes it easier to custom fit high quality sound to every room in your home.



# More Performance & Versatility

The nine-strong Radius<sup>HD</sup> range builds on the high performance and aesthetic standards of the original Radius designs. Radius<sup>HD</sup> speakers are tuned and optimised by the latest computer modeling techniques and use driver technologies developed for our flagship Platinum speakers.

Each new Radius<sup>HD</sup> model blends better dynamics with wider bandwidth to add explosive force and detailed subtlety to film sound and music wherever you choose to enjoy it.

With compatible speaker voicing, custom-designed brackets and floor stands available, matching Radius<sup>HD</sup> satellites can be combined in any way to suit space, décor and system application - just like the original Radius.

One exception is the new 'Radius one<sup>HD</sup>', which provides complete front channel (LCR) surround sound for use with LCD/Plasma screens. Two new active subwoofers, the R360<sup>HD</sup> and the R370<sup>HD</sup>, complete the new Radius<sup>HD</sup> line-up.




# Technical Features



**Gold C-CAM® ( Ceramic-Coated Aluminium Magnesium) tweeters**  
Our engineers have managed to surpass the performance of the renowned C-CAM® tweeter by providing extension in excess of 35 KHz. This ensures that the wide frequency bandwidth of HD music and cinema formats can be replayed faithfully. The tweeter's new dome profile and surround geometry have been developed using advanced modelling tools, to provide the optimum qualities for accurate sound reproduction.



**MMP®II (Metal Matrix Polymer) bass-mid drivers**  
The Radius<sup>HD</sup> bass drivers have been completely re-worked and re-modelled with the aid of new design and simulation tools, to achieve higher sensitivity and increased magnetic linearity. A newly shaped T-section pole and focussed magnetic gap have produced better linearity and lower distortion, resulting in fast punchy bass. All drivers are dedicated and model specific, with each model in the Radius<sup>HD</sup> series being designed and 'voiced' individually.



**ARC® Baffles** (For models R180<sup>HD</sup>, R225<sup>HD</sup>, R250<sup>HD</sup> and R one<sup>HD</sup>)  
Anti-Resonance Composite (ARC®) was originally developed for the baffles of Monitor Audio's high-end Platinum series. It is a cast thermoset polymer loaded with minerals to provide very inert, optimally damped materials. ARC® reduces the stiffness of the driver mounting area, preventing unwanted vibrations from being transferred to the cabinet.



**Wide choice of finishes**  
Available in Walnut and Rosemah real-wood finishes and Black, White and Silver lacquer, the sleek new Radius<sup>HD</sup> cabinets benefit from flush mounted grilles to present a clean, elegantly contoured look.



**Bespoke wall brackets**  
For the R45<sup>HD</sup> and R90<sup>HD</sup> a dedicated die-cast wall bracket is supplied, providing easy installation. It allows you to tilt the speaker vertically and horizontally to find the best angle for directing sound at the listening area.



**Radius<sup>HD</sup> Stands**  
Specially designed metal and ARC® stands provide easy placement and positioning for the R45<sup>HD</sup> and R90<sup>HD</sup> speakers. The Radius<sup>HD</sup> stand is internally wired with speaker terminals located at the back of the stand's integral ARC® plinth. Simply remove the stand fixing screws from the back of the stand with the speaker terminals and re-attach the screws for a secure fixing.

Height of Radius<sup>HD</sup> Stand:  
980mm (38.5")

Radius<sup>HD</sup> Stand finishes:  
Black, White and Silver.



## R45<sup>HD</sup>

The diminutive R45<sup>HD</sup> is the perfect satellite speaker for front left- centre-right and rear surround sound applications. Its secret is a combination of a 75mm (3") MMP<sup>®</sup>II cone mid-bass driver and rear-firing 20mm (¾") C-CAM<sup>®</sup> gold dome tweeter, which spreads and magnifies the sound around the room to create a huge, encompassing surround sound effect.

Designed to dovetail with the R360<sup>HD</sup> subwoofer and available in the Radius<sup>HD</sup> range of real wood veneers and lacquers, the R45<sup>HD</sup> will blend perfectly with your décor in an ultra-discreet, multi-channel audio or video system. Installing the R45<sup>HD</sup> on a wall is easy by using the high quality angled bracket supplied. Use the optional bespoke Radius<sup>HD</sup> stand for floor positions.



## R90<sup>HD</sup>

The R90<sup>HD</sup> is a high-class mini monitor. Unprecedented enclosure rigidity and leading edge drive unit technology in the shape of a 100mm (4") MMP®II mid/bass driver and 25mm (1") C-CAM® gold dome tweeter combine to produce clarity, dynamics and imaging abilities that are

unparalleled in a speaker of this size. It can fill a room with high fidelity sound and yet visually melt into the background. The R90<sup>HD</sup> can be installed easily on a wall using the same high quality bespoke bracket supplied. Use the optional Radius<sup>HD</sup> stand for floor positions.



## R90<sup>HD</sup>10

Available in all five of the luxurious Radius<sup>HD</sup> finishes; the R90<sup>HD</sup>10 is a suggested surround sound system comprising of four diminutive R90<sup>HD</sup> satellites, the R180<sup>HD</sup> as a centre channel speaker and the R370<sup>HD</sup> subwoofer.

The R90<sup>HD</sup>10 offers a tuneful, controlled and powerful sound stage from speakers whose performance defies their size.

\*All speakers are sold separately.

"Stylish, discreet and flexible design; very clear, solid and large delivery; awesomely authoritative subwoofer"

- What Hi-Fi? Sound and Vision November 2008



## R180<sup>HD</sup>

The slightly larger and more versatile R180<sup>HD</sup> offers the same irresistible blend of virtues as the R90<sup>HD</sup>, but can be installed vertically as a main, side or rear speaker, or horizontally as a centre channel speaker using the bespoke low-profile wall bracket supplied. Its enhanced bass performance makes it ideal for discreet music applications around the home. Combined with a R360<sup>HD</sup> or R370<sup>HD</sup> subwoofer however, the R180<sup>HD</sup> will form part of a formidably powerful stereo or multi-channel home cinema system.





## R225<sup>HD</sup>

The slender R225<sup>HD</sup>'s contoured profile is designed to match the aesthetic of flat plasma and LCD displays. When used as a centre channel or main speaker, its acoustic design of twin 100mm (4") MMP<sup>®</sup>II mid/bass drivers and 25mm (1") C-CAM<sup>®</sup> gold dome tweeter provides the signature accuracy of Monitor Audio's reference speakers. Its impressive size-defying bass performance can be further extended with the addition of a Radius<sup>HD</sup> active subwoofer. Use it with the R360<sup>HD</sup> or R370<sup>HD</sup> subwoofer to create a compact, perfectly matched yet sonically exhilarating audio/video speaker system. Supplied with a low-profile bracket for horizontal or vertical flush-mounting on the wall, the R225<sup>HD</sup> can be customised to complement its environment for the perfect balance of style and performance.



# R250<sup>HD</sup>

The elegant R250<sup>HD</sup> has been designed to be sited vertically or horizontally with larger 50 and 60-inch LCD and plasma displays. Providing bass right down to 50 Hz, it can be used as a centre, main, side or rear speaker in a multi-channel music or movie system. At just 105mm (4 1/4") deep and in a choice of luxury black, white

or silver lacquers, its suitability for flat screen applications or where space is at a premium is beyond dispute. The R250<sup>HD</sup> employs the R225<sup>HD</sup>'s driver configuration in a longer cabinet and extra port providing the enhanced bass performance that makes it a desirable space-efficient hi-fi satellite for any room.

The R250<sup>HD</sup> is available in the following lacquer finishes.

Silver Lacquer   Black Lacquer   White Lacquer



## R270<sup>HD</sup>

The R270<sup>HD</sup> is a super-slim floor-standing loudspeaker designed for genuine full-range performance in a serious music system or multi-channel audio/video system. Excellent fidelity from twin 100mm (4") MMP<sup>®</sup>II mid/bass drivers and a 25mm (1") C-CAM<sup>®</sup> gold dome tweeter, coupled with a svelte profile provides the opportunity to enjoy great sound and discreet design all in one package. A choice of luxury real-wood or lacquer finishes supplies a lustrous appeal, giving the R270<sup>HD</sup> a tactile sense of quality that feels at home anywhere.

## R270<sup>HD</sup>10

This suggested system comprises the elegant R270<sup>HD</sup> floorstanders, the R225<sup>HD</sup> as a centre channel speaker, the diminutive R90<sup>HD</sup> as the rear speakers and the R370<sup>HD</sup> subwoofer. It's the perfect blend of décor-sensitive design and sonic potency that generates the experience of genuine home theatre sound without the cost to living space.



\*All speakers are sold separately.





## Radius one<sup>HD</sup>

The Radius one<sup>HD</sup> is a design completely new to Radius. Inspired by the popularity of single box surround sound solutions, Radius one<sup>HD</sup> gives the format the Monitor Audio treatment. Enhanced by the luxury curves and finishes, proportions and performance of Radius<sup>HD</sup>, Radius one<sup>HD</sup> integrates left, centre and right channels in one cabinet. Each channel has a dedicated braced compartment and individually specified crossovers. The centre channel section houses twin 100mm (4") MMP®II mid/bass drivers and a 25mm (1") C-CAM® gold dome tweeter. The left and right channel sections house single 100mm (4") MMP®II drivers and 25mm (1") C-CAM® gold dome tweeters.

The Radius one<sup>HD</sup> is available in the following lacquer finishes.

Silver Lacquer   Black Lacquer   White Lacquer



## R360<sup>HD</sup>

This super-compact active subwoofer has the speed, subtlety and pitch accuracy to enhance the highest quality music reproduction but it can also deliver the power and slam demanded by movie soundtracks by virtue of its ported, downward-firing 205mm (8") driver,

controlled by a powerful built-in 100 watt Class A-B amplifier. It has a variable crossover frequency control from 40Hz-180Hz, 0-180 phase switch, stereo, LFE RCA inputs, silicone rubber anti-resonance feet and two EQ settings for music or video programme optimisation.




# R370<sup>HD</sup>

The R370<sup>HD</sup> active subwoofer provides a new dimension to a system's sound. Its 255mm (10") C-CAM® downward-firing driver, powered by a potent 250W (RMS) Class D amplifier, will extend the reach of the Radius<sup>HD</sup> satellites to add the deepest drama to movies and music. The R370<sup>HD</sup>'s lowest frequencies are controlled so expertly that even subtle effects are better defined, enhancing

the listening experience with bass you can feel as well as hear. The R370<sup>HD</sup> is equipped with a top-mounted control panel for easy access to volume and 2 EQ settings, 12V trigger input for power on/standby control from an AV amplifier, variable crossover control from 40Hz-120Hz, stereo, LFE RCA inputs and link outputs.



# Radius<sup>HD</sup> Series Specifications:



\* The R250<sup>HD</sup> and the R one<sup>HD</sup> are only available in the following finishes: Silver, Black and White Lacquer

	Radius <sup>45</sup> <sup>HD</sup>	Radius <sup>90</sup> <sup>HD</sup>	Radius <sup>180</sup> <sup>HD</sup>	Radius <sup>225</sup> <sup>HD</sup>	Radius <sup>250</sup> <sup>HD</sup>	Radius <sup>270</sup> <sup>HD</sup>	Radius one <sup>HD</sup>		Radius <sup>360</sup> <sup>HD</sup>	Radius <sup>370</sup> <sup>HD</sup>
Frequency Response	120Hz - 20KHz	80Hz - 35KHz	60Hz - 35KHz	55Hz - 35KHz	50Hz - 35KHz	48Hz - 35KHz	C: 55Hz - 35KHz L/R: 85Hz - 35KHz	Low Frequency Limit	27Hz	28Hz (EQ1) 25Hz (EQ2)
Sensitivity (1W@1M)	87dB	87dB	87dB	90dB	90dB	90dB	C: 90dB L/R: 87dB	Upper Frequency Limit	40 - 180 Hz Variable	40 - 120 Hz Variable
Nominal Impedance	8 Ohms	8 Ohms	8 Ohms	8 Ohms	8 Ohms	8 Ohms	C: 8 Ohms L/R: 8 Ohms	Low Pass Filter Alignment	12dB / Octave variable	12dB / Octave variable +12dB / Octave fixed (2 stage)
Power Handling Single (RMS)	25W	60W	60W	150W	100W	100W	C: 100W L/R 60W	Cabinet Specification	Bass reflex - downward firing port. 18mm (3/4) M.D.F construction	Sealed Cabinet of 18mm (3/4) M.D.F construction
System Power Handling (RMS)	50W	100W	100W	100W	150W	150W	C:150W L/R 100W	Amplifier Output	100 Watts (RMS)	250 Watts (RMS)
Recommended Amp. Requirements	5-50 W	10-100 W	10-100W	20-150W	20-150W	20-150W	C: 20-150W L/R: 10-100W	Amplifier Classification	Class - A-B amplifier	Class - D Digital amplifier
Maximum SPL (dBA)	101	105	105	108	108	108	108	Driver Complement	1 x 8" Ultra long throw subwoofer driver	1 x 10" C-CAM <sup>®</sup> subwoofer driver
Bass Alignment	Sealed Cabinet	Bass reflex - rear ported	Bass reflex - front ported	Bass reflex - front ported	Bass reflex - front ported	Bass reflex - front & rear ported	C: Bass reflex - front ported L/R: Bass reflex - ported to underside	Input Impedance	20K Ohms	20K Ohms
Drive Unit Complement	1 x 75mm (3") MMP <sup>®</sup> II cone mid-bass driver. 1 x 20mm (3/4") C-CAM <sup>®</sup> gold dome tweeter	1 x 100mm (4") MMP <sup>®</sup> II cone mid-bass driver. 1 x 25mm (1") C-CAM <sup>®</sup> gold dome tweeter	1 x 100mm (4") MMP <sup>®</sup> II cone bass/ mid driver. 1 x 25mm (1") C-CAM <sup>®</sup> gold dome tweeter	2 x 100mm (4") MMP <sup>®</sup> II cone bass/ mid driver. 1 x 25mm (1") C-CAM <sup>®</sup> gold dome tweeter	2 x 100mm (4") MMP <sup>®</sup> II cone bass/ mid driver. 1 x 25mm (1") C-CAM <sup>®</sup> gold dome tweeter	2 x 100mm (4") MMP <sup>®</sup> II cone bass/ mid driver. 1 x 25mm (1") C-CAM <sup>®</sup> gold dome tweeter	4 x 100mm (4") MMP <sup>®</sup> II cone bass/ mid driver. 3 x 25mm (1") C-CAM <sup>®</sup> gold dome tweeter	Mains Input Voltage (factory preset)	110 - 120 Vac / 220 - 240 Vac 50/60Hz	110 - 120 Vac / 220 - 240 Vac 50/60Hz
External Dimensions (H x W x D) mm (Inches)	100 x 100 x 100 (3 15/16 x 3 15/16 x 3 15/16)	198 x 125 x 140 (7 13/16 x 4 15/16 x 5 1/2)	350 x 125 x 105 (13 3/4 x 4 15/16 x 4 1/8)	610 x 125 x 105 (24 x 4 15/16 x 4 1/8)	760 x 125 x 105 (29 15/16 x 4 15/16 x 4 1/8)	1000 x 125 x 140 (39 3/8 x 4 15/16 x 5 1/2) (Without spikes)	125 x 1010 x 105 (4 15/16 x 39 3/4 x 4 1/8)	External Dimensions (H X W X D) mm (Inches)	370 x 225 x 320 (14 9/16 x 8 7/8 x 12 5/8)	370 x 320 x 320 (14 9/16 x 12 5/8 x 12 5/8)
Weight (each) Kg (lbs)	0.95 (2 1/8)	2 (4 3/8)	2.8 (6 1/8)	4.8 (10 1/2)	5.2 (11 1/2)	10.2 (22 1/2)	8 (17 5/8)	Weight (Each) Kg (lbs)	12.7 (28 )	11.87 (26 1/8)



Monitor Audio Ltd  
24 Brook Road, Rayleigh  
Essex, SS6 7XJ  
England  
Tel: + 44 (0)1268 740580  
Fax: + 44 (0)1268 740589  
Email: [info@monitoraudio.co.uk](mailto:info@monitoraudio.co.uk)

[monitoraudio.co.uk](http://monitoraudio.co.uk)  
Designed in the United Kingdom